

COLLEGE Navigator

Snead State Community College

102 Elder Street, Boaz, Alabama 35957-0734

Distance from ZIP: 0.0 miles from 35957
General information: (256) 593-5120
Website: www.snead.edu/
Type: 2-year, Public
Awards offered: Less than one year certificate
 One but less than two years certificate
 Associate's degree
Campus setting: Town: Distant
Campus housing: Yes
Student population: 2,507 (all undergraduate)
Student-to-faculty ratio: 21 to 1



[View on Google Maps](#)

IPEDS ID: 102076
 OPE ID: 00103800

- [+ GENERAL INFORMATION](#)
- [+ TUITION, FEES, AND ESTIMATED STUDENT EXPENSES](#)
- [+ FINANCIAL AID](#)
- [+ NET PRICE](#)
- [+ ENROLLMENT](#)
- [+ ADMISSIONS](#)
- [- RETENTION AND GRADUATION RATES](#)

FIRST-TO-SECOND YEAR RETENTION RATES

Retention rates measure the percentage of first-time students who return to the institution to continue their studies the following fall.

RETENTION RATES FOR FIRST-TIME STUDENTS

Student Type	Retention Rate
Full-time students	64%
Part-time students	30%

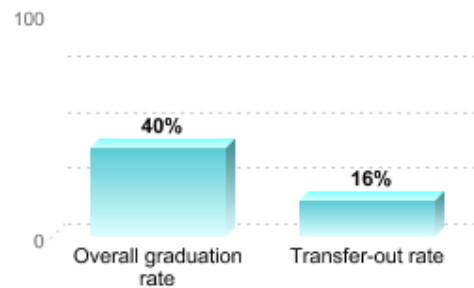
OVERALL GRADUATION RATE AND TRANSFER-OUT RATE

The overall graduation rate is also known as the "Student Right to Know" or IPEDS graduation rate. It tracks the progress of students who began their studies as **full-time, first-time degree- or certificate-seeking students** to see if they complete a degree or other award such as a certificate within 150% of "normal time" for completing the program in which they are enrolled.

Some institutions also report a transfer-out rate, which is the percentage of the full-time, first-time students who transferred to another institution without completing at the current institution.

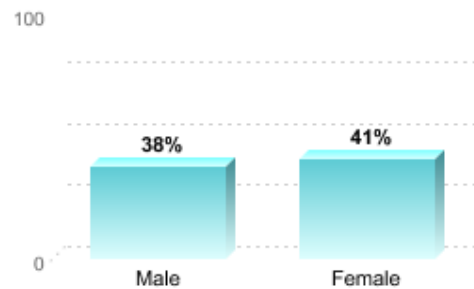
Note that not all students at the institution are tracked for these rates. Students who have already attended another postsecondary institution, or who began their studies on a part-time basis, are not tracked for this rate. **At this institution, 33 percent of entering students were counted as "full-time, first-time" in 2022.**

OVERALL GRADUATION AND TRANSFER-OUT RATES FOR STUDENTS WHO BEGAN THEIR STUDIES IN FALL 2019

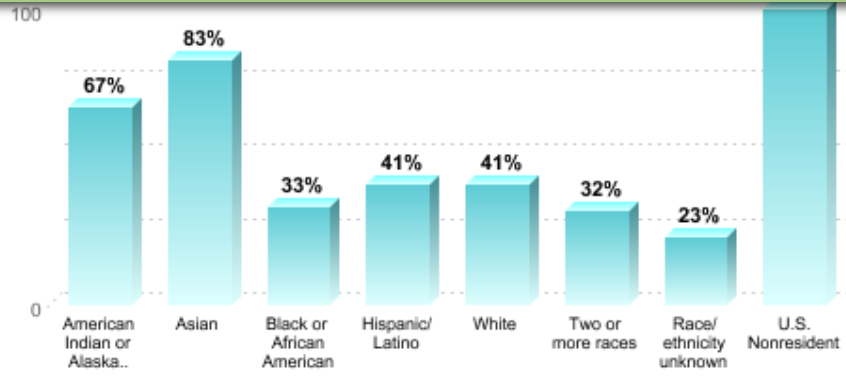


Percentage of Full-time, First-Time Students Who Graduated or Transferred Out Within 150% of "Normal Time" to Completion for Their Program

OVERALL GRADUATION RATE BY GENDER



Percentage of Full-time, First-time Students Who Began Their Studies in Fall 2019 and Graduated Within 150% of "Normal Time" to Completion for Their Program

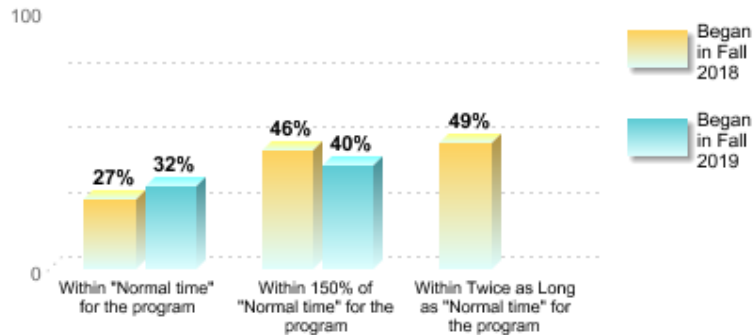


Percentage of Full-time, First-time Students Who Began Their Studies in Fall 2019 and Graduated Within 150% of "Normal Time" to Completion for Their Program

GRADUATION RATES BY TIME TO COMPLETION

Graduation rates can be measured over different lengths of time. "Normal time" is the typical amount of time it takes full-time students to complete their program. For example, the "normal" amount of time for many associate's degree programs is 2 years. Not all students complete within the normal time, so graduation rates are measured by other lengths of time as well, including "150% of normal time" (e.g., 3 years for a 2-year program) and "200% of normal time," or twice as long as the normal time (e.g., 4 years for a 2-year program).

GRADUATION RATES FOR STUDENTS WHO BEGAN THEIR PROGRAM IN FALL 2018 OR FALL 2019, BY TIME TO COMPLETION



Percentage of Full-time, First-time Students Who Graduated in the Specified Amount of Time

+ OUTCOME MEASURES

+ PROGRAMS/MAJORS

+ SERVICEMEMBERS AND VETERANS

+ VARSITY ATHLETIC TEAMS

+ ACCREDITATION

+ CAMPUS SECURITY AND SAFETY